



HOW TO DO YOUR BEST ON A  
MCCANN ASSOCIATES

# POLICE OFFICER WRITTEN TEST

(A guide to familiarize you  
with our question formats  
and test instructions)



**McCann**  
Associates

800 Township Line Road, Suite 300

North Yardley, PA 19067

Tel: 609.359.7228 Toll Free: 866.933.0508

[www.mccanntesting.com](http://www.mccanntesting.com)

Copyright - McCann Associates

No part of this booklet may be reproduced by any  
means, except with express written authorization

## INTRODUCTION

McCann Associates has prepared this guide to give each candidate the opportunity to prepare for the test. Many persons have never taken a Police Officer entrance test or may have taken a different one. Most people tend to be fearful of the unknown, and this guide is intended to familiarize you with our question formats and the instructions for taking the test. If you study this guide, you should be able to concentrate your efforts during the test itself on reading and answering the questions.

This guide consists of four parts: questions about test taking, information about typical question formats, sample questions, and the test instructions. The key answer for each sample question is given and, with some of these questions, an explanation about the key answer is also given.

Don't try to memorize the answers to the sample questions; none of these questions will be on the test. However, by carefully studying these questions, you can become familiar with the style and format of our questions. The test instructions appear exactly the way they are on the front and back covers of the examination question booklets.

## DESCRIPTION OF THE TEST

The test consists of two separately timed parts. The first part is contained in the first examination question booklet, Booklet I, and consists of 30 Observation questions. The second part is contained in a separate examination question booklet, Booklet II, and consists of 70 questions. The front and back covers of these booklets contain information and instructions on how to use the booklets and the accompanying answer sheet. Reproductions of the front and back covers are attached at the end of this guide. Familiarize yourself with these instructions before the test and reread the front and back covers on the day of the test.

## THE BEST ANSWER

Your task in each question is to choose the *best* or most acceptable answer from among the five choices. The basis for the official key answer is not absolute rightness or wrongness, but comparative rightness. The key answer must be the *best* answer; that is, it must be *better* than any of the other four choices. There may be another answer, which is not among the five choices, which is a better answer than any of the five choices. Even if this is true, it is still your task to choose the *one* choice that is the best answer of the five choices given. To help you remember that your task is to choose the best or most acceptable answer, many questions include a superlative, such as "the most important reason," "the best course of action," "best describes," or "most likely to be."

## TO GUESS OR NOT TO GUESS

The instructions you will find on the front cover of the test booklet include the following statement:

**All questions have equal weight. Do not open this booklet until the monitor tells you to "Begin the test."**

This means that each of the 30 questions in Booklet I and each of the 70 questions in Booklet II have equal weight. This also means that there is no penalty for guessing. If you answer 85 questions correctly and 15 questions incorrectly, you will be given full credit for 85 correct answers. If you answer 85 questions correctly, 10 questions incorrectly, and fail to answer 5 questions, you will also be given full credit for 85 correct answers.

If you fail to answer one or more questions, you will not get credit. If you guess at the answer to one or more questions, you will get credit for any correct answers. Consequently, you should record an answer to every question – the answer that seems best to you – even though you may not be *sure* that it is the best answer.

## **TAKE TIME TO BE CAREFUL**

There are 30 questions in Booklet I with a time allowance of 25 minutes. The questions are very short. There are 70 questions in Booklet II with a time allowance of 2¼ hours (135 minutes). These time allowances are sufficient so that most candidates, even those who read slowly, should be able to finish each booklet. However, it is extremely important to plan your time and to pace yourself. This is particularly important in Booklet II. The last 11 questions, the Text Interpretation questions, are longer and may take more time than other questions. For this reason, it is advisable to give yourself extra time for the last 11 questions in Booklet II.

During the actual test, the monitor will periodically announce the amount of remaining time that you have to complete the test, in order to assist you in pacing yourself. It is a good test taking technique to check your time regularly to see whether you are on schedule. In Booklet I, you should answer 6 questions in 5 minutes. In Booklet II, you should answer 5 questions in 10 minutes.

Take the time to read and answer the questions carefully, because rushing may cause mistakes. It's better to answer only 90 questions, because you took enough time to be careful, than to rush through all 100 questions and make mistakes.

## **TOUGH QUESTIONS**

There probably will be some difficult questions. Don't spend too much time trying to figure out the answer to a tough question. It is usually wiser to skip a tough question (don't forget to skip the space on the answer sheet!), and answer the rest of the questions. Mark each question you skip in the booklet so that you can find it later. When you have finished all the questions in Booklet I, go back and answer the tough questions that you skipped. If you spend too much time on tough questions, you may have to hurry or you may not have sufficient time to answer all the questions (possibly including some easier ones that might appear later in the test).

## **"TRICKINESS"**

The test does not contain trick questions. However, a question that is not tricky for a candidate who knows the answer may seem tricky to someone who doesn't. The test creators try to make wrong answers attractive to persons who are poorly qualified. The wrong answers are intended to be incorrect, but nevertheless, wrong answers can't be so silly that no one would ever answer any questions incorrectly.

A candidate may believe an answer is correct, but feels that the answer is too easy or too obvious and that there must be a hidden meaning. Such a candidate may search for a hidden meaning and may be convinced that a right answer is wrong, simply by looking for a trick where there is none.

## REVIEWING AND CHANGING YOUR ANSWERS

If you have time after you have answered all of the questions, go back and make sure that you have answered every question and that you have put all your answers in the right places. Also check that you have chosen and marked the best answer. However, don't change your original answer unless you are absolutely sure that your original answer is wrong, or that you marked the wrong answer on the answer sheet.

Many studies have been made of the erasures on answer sheets. The likelihood is about two to one that a candidate will erase a correct answer and change it to a wrong answer. This is why we suggest that you don't change your answer unless you are positive that the answer you originally recorded is wrong.

## "NEGATIVE" QUESTIONS

Most of the questions are "positive" questions, that is, they ask for "the best" answer or "the most important reason" or "the best course of action," etc. A much smaller number of questions are "negative" in that they ask for "the LEAST desirable course of action," "the LEAST important principle," etc.

Many times it is just as important to know what is wrong as it is to know what definitely should *not* be done because it would make an already bad situation even worse. This is why "negative" questions are included in the test. Some candidates tend to overlook the "negative" and try to answer a question which asks for the "LEAST desirable" as though it asks for the "most desirable." The best indication that you have made this mistake is when you find what appear to be two or more good answers to a question. When this occurs, immediately check the question to see if it asks for a positive or negative answer.

## WHAT TYPE OF QUESTIONS?

All of the questions test the abilities which are important to successful job performance as a Police Officer. Most of the questions deal with situations that a Police Officer might encounter, but no training in police work is necessary in order to answer the questions. Many of the questions test your powers of observation or your ability to apply reasoning and judgment. The other questions can be answered by any person who reads books and newspapers and watches television. ***No previous training or experience in police work is necessary to earn a very high score on this test.***

The questions will be in one of five formats: 1) the regular format, 2) the understanding and interpreting police text format, 3) the police judgment format, 4) the observation test format, and 5) the map reading format. In the following sections, we discuss each of the five formats.

## THE REGULAR FORMAT

The stem of each question describes the task that you must do to answer the question. The stem of Sample Question 1, on the following page, is marked to help you understand the term "stem." The task may be to identify the "best reason" or the "most advisable course of action" or a different kind of task. First read the stem of the question and try to understand its task.

After you understand the task, read each choice. If you are reasonably sure that a choice is wrong, put an "X" beside the choice letter in the question booklet. (See Choices A and E in Sample Question 1.) On the other hand, if you are fairly sure that a choice is the best answer, put a T in front of that choice to indicate that fact. (Choice C in Sample Question 1 is marked as the best answer.) If you aren't sure if a choice is right or wrong, don't make any marks. (See Choices B and D in Sample Question 1.)

After you have read all the choices and marked the ones you are sure are either right or wrong, you may find that there is only one choice which you are sure is the best. If so, mark it on the answer sheet. There may be no answer which you are sure is the best, but you may have marked off one, two, or even three choices that are wrong. This will leave you with four, three, or possibly only two choices which aren't crossed off. At this point, exercise your judgment and choose one of those choices that you have not crossed off, and record it on the answer sheet. If you have no idea which of the choices not crossed off is best, then perhaps this is a "tough question." You might want to postpone answering it until you have gone through the rest of the test.

### SAMPLE QUESTION 1

STEM [ It has been claimed that some persons who commit crimes have an unconscious wish to be punished. It is believed this wish is caused by strong feelings of guilt. Which one of the following actions by a criminal is most likely to be caused by an unconscious desire for punishment?

- X (A) Refusing to reply when questioned by police.
- (B) Claiming not to know anything about the crime.
- T (C) Revisiting the place where the crime was committed.
- (D) Giving an obviously false confession when interrogated.
- X (E) Accusing someone else of the crime upon capture by the police.

The key answer is (C).

### INTERPRETING TEXT MATERIAL

There are some questions which involve interpreting a quoted text (reading material). The stem starts with text, which is contained within quotation marks (see Sample Question 2). The quotation is followed by a question which asks you to interpret the quotation or to draw a conclusion from it. No training or experience in police work is needed to answer these questions, because the answer is contained in the quotation. Base your answer on what it says in the quotation, rather than on your outside knowledge. The quotation controls the choice of answer even though you may think that the text isn't right.

## SAMPLE QUESTION 2

- QUOTATION [ "Although drug addiction in itself is not a crime under either federal or state law, it is a condition which easily, if not inevitably, leads to violations of narcotics laws."  
Which one of the following conclusions is most reasonable, based on the above statement?
- X (A) People who violate narcotics laws are drug addicts.
  - X (B) Drug addiction should be considered a criminal act.
  - X (C) Federal and state laws against drug addiction are inevitable.
  - (D) Federal and state laws cause drug addicts to become criminals.
  - T (E) Drug addicts are prosecuted for crimes, rather than for being addicted.

The key answer is (E).

First read the quotation carefully and thoroughly to understand what it is saying. Then read the question and identify the task which is required. Look back at the quotation to be clear on what the quotation says in regard to the question. Note that, in Sample Question 2, Choice E was marked with a T and Choice D was not marked at all. After reading the quotation again, the only correct conclusion is that drug addicts can be prosecuted for violations of narcotics laws. The text does not support the conclusion that these laws cause drug addicts to become criminals.

For each text question, first read the quotation. Then read each of the choices and mark each with an X or a T, just as you did for regular questions. Remember that the X indicates a choice which clearly is not based on the quotation, and the T indicates a choice which is clearly based on the quotation. Then choose the answer you believe is the best answer.

## REASONING ABILITY QUESTIONS

The Reasoning Ability subtest consists of five questions designed to measure your ability to apply reasoning ability in a police situation. These questions measure the ability to recognize relationships between facts, to recognize the relevance or lack of relevance of facts, the ability to make deductive judgments from the facts given, and to reach correct conclusions. In many of the questions (or pairs of questions), you are given 10 to 15 facts about a crime and about the persons who may or may not be involved in the crime either as the criminal or the victim. (See Sample Questions 3 and 4.)

### SAMPLE QUESTION 3

One of the persons named below shot and instantly killed another of the persons named. Neighbors heard the shots at 9:30 p.m. on June 7<sup>th</sup>. The killer was seen driving a Ford away from the scene of the crime, at the corner of Main Street and East Avenue. He was alone in the car. Investigators have verified the following seven additional facts:

- 1- Joe, who is completely paralyzed from the waist down, hated the victim.
- 2- Doctors report that Pete was in stable condition in the hospital after his heart attack, on June 8<sup>th</sup>.
- 3- Mac, seen at the grave of the victim, was not known to the victim's family or friends.
- 4- Pete's heart attack occurred at 9:20 p.m. on June 7<sup>th</sup> at his home a mile from the scene of the crime.
- 5- Hank was seen four blocks from the scene of the crime at 9:35 p.m. on June 7<sup>th</sup>.
- 6- Friends said that Sam was deathly afraid of Joe.
- 7- Mac does not know how to drive a vehicle of any type.

Based on the above facts, which one of the following persons is most likely to have been the victim?

- (A) Hank.
- (B) Joe.
- (C) Mac.
- (D) Pete.
- (E) Sam.

### SAMPLE QUESTION 4

Based on the above facts, which one of the following persons is most likely to have been the murderer?

- (A) Hank.
- (B) Joe.
- (C) Mac.
- (D) Pete.
- (E) Sam.

In many questions, one or more of the persons named in the stem could not have been the criminal because each lacked the opportunity or the means for committing the crime. Others can be eliminated on the basis of the facts. By studying the facts, it is possible to determine who is most likely to be the criminal and who is most likely to be the victim. One technique for answering these questions is to set up a simple table like the one below.

	Victim	Murderer
Joe		
Pete		
Mac		
Hank		
Sam		

Read each of the numbered facts, keeping in mind the other facts contained in the stem of the question. Fact 1 suggests that Joe might have had a motive. However, since Joe is paralyzed from the waist down, it is unlikely that he is the murderer, since the lead says that the murderer drove a Ford. Accordingly, enter the number 1 (for Fact 1) next to Joe's name in the "murderer" column of the table to show that Joe is probably not the murderer. (See the completed table which follows.)

Fact 2 indicates that Pete was alive the day after the murder. Accordingly, Pete could not be the victim. Therefore, enter the number 2 in the "victim" column opposite Pete's name. Read Fact 3. Since Mac was seen at the grave of the victim, he obviously cannot be the victim, since he is still alive. Therefore, enter the number 3, for Fact 3, opposite Mac's name in the "victim" column of the table. Many people believe that a murderer is often present at the burial of his victim. This might suggest that Mac is the murderer but certainly does not prove it.

Now read Fact 4. Since Pete's heart attack occurred ten minutes before the murder, he did not have the opportunity to commit the murder. Therefore, enter the number 4 opposite Pete's name in the "murderer" column of the table. Since the murderer was driving a car, Fact 5 indicates that Hank could have been seen four blocks away, five minutes after the murder. Therefore, he had the opportunity. Since this fact neither establishes that he did commit the murder nor eliminates him, make no entry in the "murderer" column of the table. Fact 5 indicates that Hank was alive after the murder, so you should enter the number 5 in the "victim" column.

Fact 6 says that Sam was deathly afraid of Joe. Since Fact 1 establishes that Joe was not the murderer, Sam's fear of Joe probably is completely irrelevant, and the fact does not indicate whether or not Sam is either the murderer or the victim. According to Fact 7, Mac doesn't know how to drive a vehicle of any type. The stem says "the killer was seen driving a Ford..." Therefore, Mac is not the murderer. Enter the number 7, for Fact 7, in the "murderer" column opposite Mac's name.

At this stage, your table should look like the one below. Pete, Mac and Hank have been eliminated as possible victims, leaving only Joe and Sam. Mac, Pete and Joe have been eliminated as possible murderers, leaving only Hank and Sam.

	Victim	Murderer
Joe		#1
Pete	#2	#4
Mac	#3	#7
Hank	#5	
Sam		

Perhaps you have overlooked some information. Look back at Fact 1, which indicates that Joe hated the victim. If Joe hated the victim, Joe could not have been the victim. Therefore, you can now enter a 1 opposite Joe's name in the "victim" column of the table. This leaves only Sam as a possible victim. Sam is the person most likely to have been the victim, and you should choose (E) for Sample Question 3. If Sam is the victim, then he could not have been the murderer. This leaves only Hank, who has not been eliminated as a possible murderer. Therefore, Hank is most likely to have been the murderer, and you should mark (A) for Sample Question 4. Most of the Reasoning Ability questions can be solved in much the same way, using the facts provided as a basis for eliminating one or more of the persons named in the question.

## OBSERVATION TEST AND MAP READING

The best way to understand the Observation Test and the Map Reading Test is to study a sample test. Beginning on page 19, you will find a sample Observation Test. First, you will find instructions for the sample test, which are very similar to the instructions for the real Observation Test. On page 20, there is a sample observation picture. (In the real test, there will be a picture which is different from the sample picture.) After the picture, there are seven Observation Test questions, followed by the correct answers. Some of the questions require you to answer questions about facts shown in the picture. Other questions ask you to understand the meaning of what you see in the picture and to draw conclusions from what you see in the picture. You do not need any police training or experience to do well in the Observation Test. On page 16, you will find a sample Map Reading Test.

## THE DAY OF THE TEST

We realize that taking a written examination can make a person tense and fearful. We hope this study guide has eliminated most of your fear. The most important advice we can give you is to try to enter the testing room in a positive, cheerful frame of mind, with as much self-confidence as possible. Tell yourself, "I'm going to read each question and all the choices carefully, and then I'm going to select the best answer. If I'm not sure of any answer, I'm not going to worry about it. Instead, I'm going to skip it and go on to the next question." With this frame of mind, you should do well. It is also a good idea to get a good night's sleep before the examination and to allow yourself plenty of time to get to the examination room, so you don't feel rushed because you're late.

## CONCLUSION

Studying this guide will not increase your level of knowledge, ability, or skill in police work. However, if you read and study this guide and the questions that accompany it, you should be better able to do your best on the written test.

*Following are some sample questions and explanations of their answers.*

## SAMPLE QUESTIONS 5 THROUGH 19

5. A Detective is investigating the death of M. It is important to find evidence that will establish the date of M's death with as much accuracy as possible. The Detective finds an evening newspaper dated April 11<sup>th</sup> with some writing on it, and establishes that the writing is M's handwriting. Which one of the following most accurately describes the significance of this evidence?
- (A) It is positive evidence that M died on April 11<sup>th</sup>.
  - (B) It is some indication that M was alive on April 11<sup>th</sup>.
  - (C) It is positive evidence that M was alive on April 11<sup>th</sup>.
  - (D) It is positive evidence that M was alive after April 11<sup>th</sup>.
  - (E) Without other supporting evidence, it suggests the probability that M was murdered on April 11<sup>th</sup>.

Explanation - Since an evening newspaper, published on April 11<sup>th</sup>, could not have existed prior to that date, M's handwriting on the newspaper must have been made after it was published, some time on the 11<sup>th</sup> or possibly thereafter. Thus, it is positive evidence that M was alive when it was written; therefore, M was alive on April 11<sup>th</sup>, which makes (C) the best answer.

6. A Police Officer says, "X is a junkie." Which one of the following best describes the meaning of this statement?
- (A) It means that X is a male prostitute.
  - (B) It means that X is a habitual criminal.
  - (C) It means that X is a professional gambler.
  - (D) It means that X is an illegal used car dealer.
  - (E) It means that X is a habitual user of addictive drugs.
7. Many police departments prefer to use the military system of stating the time of day. In this system, 12:01 a.m. is 00:01 and 11:59 p.m. is 23:59. Which one of the following is the most important reason for using the military system of stating time, rather than the conventional system?
- (A) To avoid confusion as to whether a stated time is a.m. or p.m.
  - (B) To confuse the civilians who frequently monitor police dispatches.
  - (C) To make it easier for Police Dispatchers to report the times of police calls in their logs.
  - (D) To remind Police Officers of the similarities between law enforcement and the military.
  - (E) To make it easier for police information to be entered into computers, since computers deal with numbers more easily than letters.
8. A municipality has recently adopted a curfew law because of an increase in late hour juvenile crime. This law requires all children under seventeen years of age to be in their homes by 10:30 p.m. While on patrol, you enter a coffee bar at 12:30 a.m. and find several teens under the age limit. Under these circumstances, which one of the following would be the best action for you to take?
- (A) To arrest the owner of the coffee bar and the teens for curfew violations.
  - (B) To arrest the owner of the coffee bar and to send the teens home after giving them a warning.
  - (C) To take the teens to the station and to arrest the parents for contributing to juvenile delinquency.
  - (D) To take the teens to the station, to notify their parents, and to issue a warning to the parents and teens.
  - (E) To overlook the situation, since these teens are obviously not the ones who have been committing the crimes.

Explanation - Since the curfew law is only recently adopted and may not be well known to everyone, to make an arrest is unduly harsh. On the other hand, the situation cannot be totally overlooked. The best answer is choice (D), which neither ignores the violation nor takes as harsh an action as an arrest.

9. While on patrol, you find a car parked in a No Parking zone. You have recently been instructed to issue citations for all cars illegally parked in this area. You issue a citation for illegal parking and place it behind the car's windshield wiper. As you are leaving, the car's owner, X, returns and becomes very angry upon seeing the ticket. X claims that X was only in the store for two or three minutes, then takes the citation and throws it in the street. Which one of the following is the best action for you to take in this situation?
- (A) To also cite X for littering and then to leave.
  - (B) To inform X of the legal result of failing to respond to a summons and then to leave the scene.
  - (C) To explain that you do not like giving out tickets for this offense but that it is something that you have been ordered to do.
  - (D) To tell X that if he/she doesn't quiet down immediately and move the car, you will give X a second citation for illegal parking.
  - (E) In the interest of good police-community relations, to void the ticket since X is obviously quite upset and this is only a minor violation.

Explanation - Choices A and D are much too harsh and the Officer appears to be trying to "get even" with the citizen. Choice C is wrong because it implies that the Police Officer is critical of the order to issue the citations. While a parking citation is a minor offense, it is an offense and cannot be ignored, therefore (E) is incorrect. If the citizen leaves the ticket in the street and does not respond to it in the proper way, the citizen may be subject to further penalties. It is good public relations to warn the citizen of this, which makes (B) the best choice.

10. While you are on patrol at night in a one-Officer patrol car, you respond to a prowler call. You are the first Officer to arrive, and you are waiting for another patrol car which has also been instructed to respond. While you are waiting, a car stops and a civilian, M, approaches you. M explains that your vehicle is parked in front of M's friend's house and asks what the problem is. After you explain that you have responded to a prowler call, M offers to help you search the neighborhood. Which one of the following is the most appropriate action for you to take in this situation?
- (A) To give M an errand that will take M away from the scene of the investigation.
  - (B) To instruct M in the proper search procedure and to immediately begin to search the area with M's assistance.
  - (C) To tell M that you don't have the authority to accept M's assistance, but that you will notify your Sergeant of the offer.
  - (D) To inform M that the police are perfectly capable of handling the situation and that if M does not leave the scene immediately, you will arrest him/her.
  - (E) To tactfully inform M that his/her assistance is not necessary and to request that, for M's own safety, M should not become involved in the investigation.

11. An armed robbery was committed in a grocery store on March 23<sup>rd</sup>. The suspect, described as about 5' and very thin, was chased on foot for two blocks, but outran the pursuers. From the following verified facts about the suspects, you can deduce the identity of the robber:
- 1- Joe broke his leg on March 22<sup>nd</sup>.
  - 2- Al is 40 lbs. overweight for his height.
  - 3- Steve is an astounding athlete and stands at 6'4".
  - 4- Ralph told police that the robber took \$50 from him.
  - 5- Sam was fired from his job as a jockey because he bet heavily on the races in which he took part.

Based on the above facts, which one of the following is most likely to be the robber?

- (A) Al.
- (B) Joe.
- (C) Sam.
- (D) Ralph.
- (E) Steve.

Explanation - One way to approach this problem would be to eliminate those persons who could not be the robber. According to the information in the question, the suspect is described as 5' and very thin. Therefore, Steve, who is 6'4", could not be the robber, nor could Al, who is 40 lbs. overweight for his height. The question states that the suspect was chased on foot for two blocks but outran his pursuers. Therefore, Joe, who broke his leg the day before the robbery, could not be the robber. Fact 4 says that Ralph told the police that the robber took \$50 from him, so Ralph is not the robber. This leaves only Sam as the person who is likely to be the robber, which makes the correct Choice C.

12. A young woman was assaulted in a dark alley at 5:17 p.m. on April 15<sup>th</sup>. From the following verified facts about the movements of four suspects, you are to determine which one, if any, had the best opportunity to commit the crime:
- 1- Sam was arrested by Officer O for a traffic violation on April 15<sup>th</sup>, six miles from the scene of the assault.
  - 2- Jim got off the only train from X-burg on April 15<sup>th</sup>, which arrived on time at the Main Street station, ten blocks from the scene of the assault.
  - 3- Fred paid for a drink in a bar one mile from the scene of the assault at 5:22 p.m., April 15<sup>th</sup>.
  - 4- Officer O's notebook showed that O arrested Sam for a traffic violation at 5:19 p.m., April 15<sup>th</sup>.
  - 5- Larry was released from jail, after serving a 10-day sentence for assault, at 4:45 p.m., April 16<sup>th</sup>.
  - 6- The train from X-burg on April 15<sup>th</sup> left X-burg at 4:36 p.m. for the 40-minute trip to the Main Street station.

Based solely on the above facts, which one of the following, if any, best states the person who had the opportunity to commit the crime?

- (A) Fred.
- (B) Jim.
- (C) Larry.
- (D) Sam.
- (E) None of the above had the opportunity to commit the crime.

Explanation - Fact 1 says that Sam was arrested by Officer O for a traffic violation on April 15<sup>th</sup>. Fact 4 says that Officer O noted that the arrest occurred at 5:19 p.m. on the 15<sup>th</sup>. Since this is only two minutes after the assault occurred and it occurred six miles from the crime scene, Sam did not have an opportunity to commit the crime. Facts 2 and 6 are used to eliminate Jim. Jim got off the only train from X-burg on April 15<sup>th</sup>, ten blocks from the scene of the assault. However, since the train left X-burg at 4:36 p.m. and it is a 40-minute trip to the Main Street station, the train did not arrive until 5:16 p.m. Since Jim would have to travel ten blocks in one minute, he did not have an opportunity to commit the crime. Fact 5 eliminates Larry, who was released from jail after serving the ten-day sentence at 4:45 p.m. on April 16<sup>th</sup>.

Fact 3 tells us that Fred was one mile from the crime scene at 5:22 p.m., five minutes after the assault. It would have been easy for Fred to travel the one-mile in five minutes. Fred had an opportunity to commit the crime, which eliminates (E), "None of the above had the opportunity to commit the crime." Therefore, the correct answer is A, Fred.

13. "The most common method of initially determining if a person is intoxicated is to observe his actions and smell his breath. However, shock, disease and personal traits may falsely suggest intoxication, and the odor of alcohol does not indicate the amount of alcohol consumed." Which one of the following is the most reasonable conclusion, based on the above statement?
- (A) Intoxicated people should be observed for signs of shock or disease.
  - (B) Personal observations alone cannot be used to prove that a person is intoxicated.
  - (C) Personality defects or physical problems can cause people to become intoxicated.
  - (D) A person's actions are a better indication of intoxication than an odor of alcohol on the breath.
  - (E) Personal observations should never be used to determine if a person might be intoxicated.
14. "The public must learn the true role of the Police Officer in our society. Many people do not understand the complex role that the police play in society today. Most people, through personal contact as well as movies and television, know only the traditional law enforcement function of the police." Which one of the following statements is most fully supported by the above statement?
- (A) The police have traditionally been very strict in enforcing laws.
  - (B) Many people think that Police Officers do nothing but enforce laws.
  - (C) The role of the police in society is too complex for most people to understand.
  - (D) Increased personal contact with the police will help people learn about law enforcement.
  - (E) Movies and television have helped many people to appreciate the true role of the police.
15. "Common law rules of evidence still exist in some states, but have been redefined by statutes in other states. It is becoming more and more prevalent for rules of evidence to be set out by state law." Which one of the following, if any, is the most reasonable conclusion, based on the above statement?
- (A) There is no nationwide set of rules of evidence.
  - (B) Common law rules of evidence should be changed.
  - (C) Common law rules of evidence are illegal under federal law.
  - (D) Most state laws require that changes be made in the rules of evidence.
  - (E) None of the above conclusions is reasonable.

*Sample Questions 16 and 17 are Interpreting Text questions. These two sample questions are based on the same quotation. In the actual test, more than one question can be based on a quotation.*

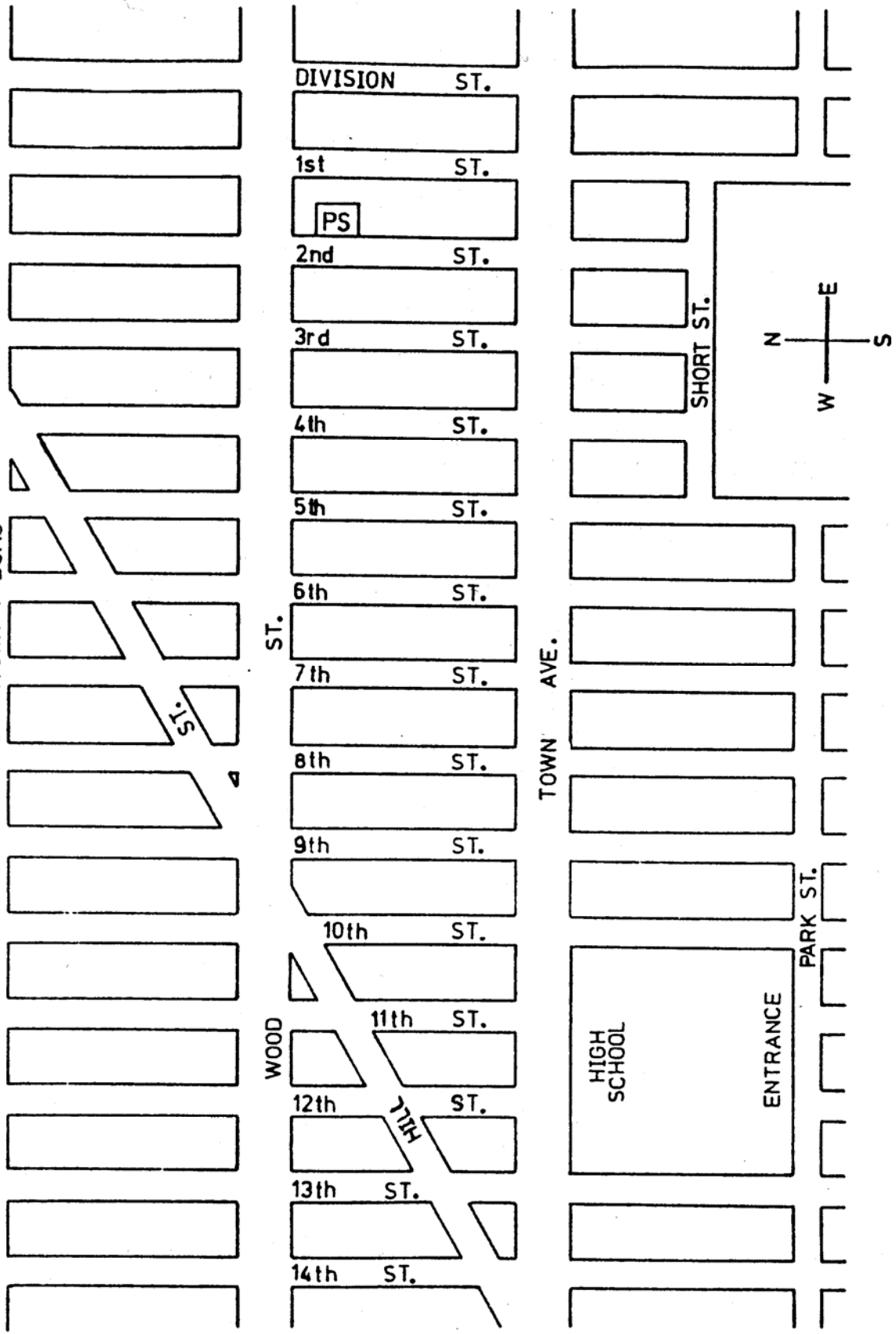
### Characteristics of Explosives

"Many explosives do not need outside oxygen to burn or explode. Most explosives contain enough oxygen in their chemical makeup for complete burning. This is why extinguishing agents of the smothering type are ineffective on already burning explosives. When involved in a fire, some explosives only burn while others burn to a point and then explode. What happens depends on the nature of the explosive, the temperature, and the pressure; i.e., the degree of confinement. The greater the degree of confinement, the greater the rate at which a given explosive reacts."

16. According to the selection, which one of the following factors has the greatest effect on the rate at which a given explosive reacts?
- (A) The amount of oxygen in the explosive.
  - (B) The degree of confinement of the explosive.
  - (C) The pressure at which the explosion occurred.
  - (D) The temperature at which the explosion occurred.
  - (E) The amount of oxygen in the air around the explosive.
17. According to the selection, which one of the following is the most important reason why extinguishing agents of the smothering type are often ineffective on burning explosives?
- (A) Because many explosives burn without using any oxygen at all.
  - (B) Because energy from burning explosives is released very rapidly.
  - (C) Because explosives are lighter than the extinguishing agents of the smothering type.
  - (D) Because heat from the burning explosives causes the smothering agents to break down.
  - (E) Because many explosives contain enough oxygen in their chemical makeup to burn without outside oxygen.

*The remaining sample questions follow after the map on the next page.*

MAP OF DOWNTOWN Y-BURG



Use the map of downtown Y-burg, shown on the preceding page, to answer Questions 18 and 19. The following facts about Y-burg's streets are needed to interpret the map and answer the questions:

- 1- All even-numbered streets are one-way northbound. All odd-numbered streets are one-way southbound. All other streets are two-way.
- 2- Not more than 100 street address numbers are possible within each block. On the east-west streets, street numbers in the first block west of Division Street start with 001, the second block west with 101, the third block west with 201, etc. Even-numbered addresses are on the north side of streets running east and west, and the east side of streets running north and south.
- 3- Police department policy prevents police vehicles from traveling the wrong way on one-way streets.
- 4- The square marked "PS" shows the location of the police station.

18. Which one of the following is most likely to be the address of the entrance to the high school?

- (A) 1101 Park Street.
- (B) 1200 Park Street.
- (C) 1201 Park Street.
- (D) 1300 Park Street.
- (E) 1301 Park Street.

19. Which one of the following is the shortest route from the police station to the northeast corner of 13<sup>th</sup> and Hill Streets?

- (A) Turn right out of the station. Turn left onto Wood St. to Hill St. Turn left onto Hill St.
- (B) Turn right out of the station. Turn left onto Wood St. to 13<sup>th</sup> St. Turn left onto 13<sup>th</sup> St.
- (C) Turn left out of the station. Turn right onto Town Ave. to 13<sup>th</sup> St. Turn right onto 13<sup>th</sup> St.
- (D) Turn left out of the station. Turn right onto Town Ave. to Hill St. Make a sharp right turn onto Hill St.
- (E) Turn left out of the station. Turn right onto Town Ave. to 12<sup>th</sup> St. Turn right onto 12<sup>th</sup> St. to Hill St. Turn left onto Hill St.

Explanation - Since the entrance to the high school is on the north side of Park Street, the address must be an even number (Fact 2 in the reading selection). Therefore, only Choices B and D are possible correct choices. The 1300 Park St. address is between 13<sup>th</sup> Street and 14<sup>th</sup> Street; therefore, (D) cannot be the correct answer. Although the exact location of the entrance is not shown on the map, only (B), 1200 Park Street, is a possible answer. Therefore, B is the correct answer to Question 18.

Fact 3 states that police vehicles are prohibited from traveling the wrong way on one-way streets. The door to the police station is on 2<sup>nd</sup> Street, which is one-way northbound. Therefore, the police vehicles must turn right out of the police station. From that point, the shortest route from the police station to the northeast corner of 13<sup>th</sup> and Hill Streets is described by (A). Therefore, A is the correct answer to Question 19.

OFFICIAL KEY ANSWERS TO SAMPLE QUESTIONS 5 THROUGH 19

<u>Question No.</u>	<u>Key Answer</u>
5	C
6	E
7	A
8	D
9	B
10	E
11	C
12	A
13	B
14	B
15	A
16	B
17	E
18	B
19	A

## SAMPLE OBSERVATION TEST

*Do not turn this page until the monitor tells all the candidates to do so at once.*

### INSTRUCTIONS

This test is designed to measure your ability to observe facts and to draw direct inferences from the facts you observe.

On the next page is a picture which shows the scene of a possible crime. The picture shows the front part of a room and the view through a large picture window. From the picture, many facts can be observed about the potential crime, the conditions existing at the time when the picture was made, and details about the room where the incident occurred. You will later be asked questions about the picture.

You will be allowed 10 minutes to study the picture and to make notes about it on the scratch paper provided. After the 10-minute period has elapsed, the picture will be taken away from you and you will then be required to answer seven questions about the picture. You will be allowed to use your notes to answer the questions, but you will **NOT** be able to look at the picture again.


The following sample questions are similar to the ones that you will be asked:

- What is the total number of vehicles shown in the picture?
- What has happened?
- What is the total number of flags shown?
- What business is across the street from the room?

To do well in this test, you must make good use of the 10-minute study period. Observe all the details of the scene that you can. Make notes of your observations just as a Police Officer would if this was a real crime scene. Think about the meaning of what you observe.

When you have finished reading these instructions, **STOP** without turning the page and wait for the monitor to say, "Turn the page and begin to study the picture."

OBSERVATION TEST



*During the actual test, the Observation Picture will be taken from you, and you will have to rely on your notes to answer the test questions. Try to answer the following questions using only your notes, as you would on the day of the test.*

1. Which one of the following best states how many doors to the room are shown in the picture?
  - (A) 1.
  - (B) 2.
  - (C) 3.
  - (D) 4.
  - (E) No doors to the room are shown in the picture.
  
2. Which one of the following pieces of furniture is **NOT** shown in the picture?
  - (A) A bed.
  - (B) A chair.
  - (C) A clock.
  - (D) A TV set.
  - (E) A chest of drawers.
  
3. Which one of the following is most nearly the time shown in the picture?
  - (A) 5:00 a.m.
  - (B) 5:00 p.m.
  - (C) 12:25 a.m.
  - (D) 12:25 p.m.
  - (E) Either 12:25 a.m. or 12:25 p.m.
  
4. Which one of the following is the most accurate conclusion about what the man in the picture was doing immediately before he fell to the floor?
  - (A) Getting dressed.
  - (B) Getting into the bed.
  - (C) Opening his suitcase.
  - (D) Starting to get out of bed.
  - (E) Starting to get undressed.
  
5. Which one of the following is most likely the city in which the scene pictured is located?
  - (A) Miami, Florida.
  - (B) Rockford, Illinois
  - (C) Madison, Wisconsin.
  - (D) St. Paul, Wisconsin.
  - (E) St. Paul, Minnesota.

6. Which one of the following conclusions, if any, about the man in the picture is most clearly supported by the picture?
- (A) The man is dead.
  - (B) The man has fainted.
  - (C) The man is pretending to be dead.
  - (D) The man has passed out from drinking.
  - (E) None of the above conclusions is clearly supported by the picture.
7. Which one of the following conclusions as to who stood in the doorway is most clearly supported by the evidence in the picture?
- (A) No one stood in the doorway.
  - (B) The milkman stood in the doorway.
  - (C) The murderer stood in the doorway.
  - (D) Someone other than the man on the floor stood in the doorway.
  - (E) The driver of the Wisconsin car, parked outside, stood in the doorway.

#### ANSWERS TO OBSERVATION QUESTIONS

- 1. A
- 2. D
- 3. A
- 4. A
- 5. D
- 6. E
- 7. D

#### Explanation for Observation Test Question 3

Since the big hand on the clock indicates minutes and the small hand indicates hours, Choices C, D and E are wrong. This leaves Choices A and B. In the picture, it is either sunrise or sunset. Since the calendar on the wall indicates that it is June, and since nowhere in the United States does the sun set at 5:00 p.m. in June, the sun must be rising. The correct answer is (A), 5:00 a.m.

#### Explanation for Observation Test Question 4

This question requires an inference. In the picture, the pants, the shirt, the belt, and the loops through which the belt passes indicate that the man is dressed in street clothes. Therefore, since most people usually do not sleep in their clothes or get into bed in their clothes, it is relatively unlikely that the man was doing either (B) or (D). The man might have been starting to get undressed, but the condition of the bed, and the fact it is 5:00 a.m., indicates that he has probably already slept in it, and it is relatively unlikely that he would be going back to bed. Therefore, (E) is not likely to be the right answer. Since the suitcase is closed, (C) is unlikely. Therefore, the most likely conclusion is (A), that he was getting dressed.

#### Explanation for Observation Test Question 5

It is more reasonable to conclude that St. Paul is the locality than to conclude that Madison is the locality. Madison is more likely a family name with strong business ties to the locality of St. Paul. It can be reasonably concluded that St. Paul is in Wisconsin based on the license plate seen through the open door. Therefore, the correct answer is (D), "St. Paul, Wisconsin."

#### Explanation for Observation Test Question 6

There is nothing in the picture to make it more likely that the man is dead, or that he has fainted, or is pretending to be dead, or has passed out. The fact that there is a gun on the floor does not prove that the man is dead. Therefore, the correct answer is (E), "None of the above conclusions is clearly supported."

#### Explanation for Observation Test Question 7

Clearly, the footprints in the picture show that someone stood in the doorway. This eliminates Choice A. There is nothing to support a conclusion that a milkman, or a murderer, or the driver of the Wisconsin car stood in the doorway. The man on the floor could not have made the footprints since his feet are far from the nearest print. Therefore, the best answer is (D), that someone other than the man on the floor stood in the doorway.


**COMPLETE BOTH SIDES OF THIS FORM**


Name \_\_\_\_\_ S.S. # \_\_\_\_\_  
 Present Address \_\_\_\_\_ City \_\_\_\_\_  
 State \_\_\_\_\_ Zip Code \_\_\_\_\_ Telephone Number \_\_\_\_\_  
 Examination for \_\_\_\_\_ Municipality of \_\_\_\_\_

Candidate ID Number  
**39295**

**DIRECTIONS**

CORRECT MARK      INCORRECT MARKS

EXAMPLE    A    B    C    D    E      

ERASE COMPLETELY TO CHANGE      



**39295**

**Do NOT write your name on this portion of the answer sheet**

**Special Codes**

Group 1     Group 6  
 Group 2     Group 7  
 Group 3     Group 8  
 Group 4     Group 9  
 Group 5     Group 10

EXAMINATION FOR		EXAMINATION NUMBER	
CITY OF COUNTY OF BOROUGH OF		DATE	TIME STARTED
PLACE	ROOM	TIME FINISHED	

Section I					
	A	B	C	D	E
1	<input type="radio"/>	<input type="radio"/>	<input type="radio"/>	<input type="radio"/>	<input type="radio"/>
2	<input type="radio"/>	<input type="radio"/>	<input type="radio"/>	<input type="radio"/>	<input type="radio"/>
3	<input type="radio"/>	<input type="radio"/>	<input type="radio"/>	<input type="radio"/>	<input type="radio"/>
4	<input type="radio"/>	<input type="radio"/>	<input type="radio"/>	<input type="radio"/>	<input type="radio"/>
5	<input type="radio"/>	<input type="radio"/>	<input type="radio"/>	<input type="radio"/>	<input type="radio"/>
6	<input type="radio"/>	<input type="radio"/>	<input type="radio"/>	<input type="radio"/>	<input type="radio"/>
7	<input type="radio"/>	<input type="radio"/>	<input type="radio"/>	<input type="radio"/>	<input type="radio"/>
8	<input type="radio"/>	<input type="radio"/>	<input type="radio"/>	<input type="radio"/>	<input type="radio"/>
9	<input type="radio"/>	<input type="radio"/>	<input type="radio"/>	<input type="radio"/>	<input type="radio"/>
10	<input type="radio"/>	<input type="radio"/>	<input type="radio"/>	<input type="radio"/>	<input type="radio"/>
11	<input type="radio"/>	<input type="radio"/>	<input type="radio"/>	<input type="radio"/>	<input type="radio"/>
12	<input type="radio"/>	<input type="radio"/>	<input type="radio"/>	<input type="radio"/>	<input type="radio"/>
13	<input type="radio"/>	<input type="radio"/>	<input type="radio"/>	<input type="radio"/>	<input type="radio"/>
14	<input type="radio"/>	<input type="radio"/>	<input type="radio"/>	<input type="radio"/>	<input type="radio"/>
15	<input type="radio"/>	<input type="radio"/>	<input type="radio"/>	<input type="radio"/>	<input type="radio"/>
16	<input type="radio"/>	<input type="radio"/>	<input type="radio"/>	<input type="radio"/>	<input type="radio"/>
17	<input type="radio"/>	<input type="radio"/>	<input type="radio"/>	<input type="radio"/>	<input type="radio"/>
18	<input type="radio"/>	<input type="radio"/>	<input type="radio"/>	<input type="radio"/>	<input type="radio"/>
19	<input type="radio"/>	<input type="radio"/>	<input type="radio"/>	<input type="radio"/>	<input type="radio"/>
20	<input type="radio"/>	<input type="radio"/>	<input type="radio"/>	<input type="radio"/>	<input type="radio"/>
21	<input type="radio"/>	<input type="radio"/>	<input type="radio"/>	<input type="radio"/>	<input type="radio"/>
22	<input type="radio"/>	<input type="radio"/>	<input type="radio"/>	<input type="radio"/>	<input type="radio"/>
23	<input type="radio"/>	<input type="radio"/>	<input type="radio"/>	<input type="radio"/>	<input type="radio"/>
24	<input type="radio"/>	<input type="radio"/>	<input type="radio"/>	<input type="radio"/>	<input type="radio"/>
25	<input type="radio"/>	<input type="radio"/>	<input type="radio"/>	<input type="radio"/>	<input type="radio"/>
26	<input type="radio"/>	<input type="radio"/>	<input type="radio"/>	<input type="radio"/>	<input type="radio"/>
27	<input type="radio"/>	<input type="radio"/>	<input type="radio"/>	<input type="radio"/>	<input type="radio"/>
28	<input type="radio"/>	<input type="radio"/>	<input type="radio"/>	<input type="radio"/>	<input type="radio"/>
29	<input type="radio"/>	<input type="radio"/>	<input type="radio"/>	<input type="radio"/>	<input type="radio"/>
30	<input type="radio"/>	<input type="radio"/>	<input type="radio"/>	<input type="radio"/>	<input type="radio"/>

Section II					
	A	B	C	D	E
1	<input type="radio"/>	<input type="radio"/>	<input type="radio"/>	<input type="radio"/>	<input type="radio"/>
2	<input type="radio"/>	<input type="radio"/>	<input type="radio"/>	<input type="radio"/>	<input type="radio"/>
3	<input type="radio"/>	<input type="radio"/>	<input type="radio"/>	<input type="radio"/>	<input type="radio"/>
4	<input type="radio"/>	<input type="radio"/>	<input type="radio"/>	<input type="radio"/>	<input type="radio"/>
5	<input type="radio"/>	<input type="radio"/>	<input type="radio"/>	<input type="radio"/>	<input type="radio"/>
6	<input type="radio"/>	<input type="radio"/>	<input type="radio"/>	<input type="radio"/>	<input type="radio"/>
7	<input type="radio"/>	<input type="radio"/>	<input type="radio"/>	<input type="radio"/>	<input type="radio"/>
8	<input type="radio"/>	<input type="radio"/>	<input type="radio"/>	<input type="radio"/>	<input type="radio"/>
9	<input type="radio"/>	<input type="radio"/>	<input type="radio"/>	<input type="radio"/>	<input type="radio"/>
10	<input type="radio"/>	<input type="radio"/>	<input type="radio"/>	<input type="radio"/>	<input type="radio"/>
11	<input type="radio"/>	<input type="radio"/>	<input type="radio"/>	<input type="radio"/>	<input type="radio"/>
12	<input type="radio"/>	<input type="radio"/>	<input type="radio"/>	<input type="radio"/>	<input type="radio"/>
13	<input type="radio"/>	<input type="radio"/>	<input type="radio"/>	<input type="radio"/>	<input type="radio"/>
14	<input type="radio"/>	<input type="radio"/>	<input type="radio"/>	<input type="radio"/>	<input type="radio"/>
15	<input type="radio"/>	<input type="radio"/>	<input type="radio"/>	<input type="radio"/>	<input type="radio"/>
16	<input type="radio"/>	<input type="radio"/>	<input type="radio"/>	<input type="radio"/>	<input type="radio"/>
17	<input type="radio"/>	<input type="radio"/>	<input type="radio"/>	<input type="radio"/>	<input type="radio"/>
18	<input type="radio"/>	<input type="radio"/>	<input type="radio"/>	<input type="radio"/>	<input type="radio"/>
19	<input type="radio"/>	<input type="radio"/>	<input type="radio"/>	<input type="radio"/>	<input type="radio"/>
20	<input type="radio"/>	<input type="radio"/>	<input type="radio"/>	<input type="radio"/>	<input type="radio"/>
21	<input type="radio"/>	<input type="radio"/>	<input type="radio"/>	<input type="radio"/>	<input type="radio"/>
22	<input type="radio"/>	<input type="radio"/>	<input type="radio"/>	<input type="radio"/>	<input type="radio"/>
23	<input type="radio"/>	<input type="radio"/>	<input type="radio"/>	<input type="radio"/>	<input type="radio"/>
24	<input type="radio"/>	<input type="radio"/>	<input type="radio"/>	<input type="radio"/>	<input type="radio"/>
25	<input type="radio"/>	<input type="radio"/>	<input type="radio"/>	<input type="radio"/>	<input type="radio"/>
26	<input type="radio"/>	<input type="radio"/>	<input type="radio"/>	<input type="radio"/>	<input type="radio"/>
27	<input type="radio"/>	<input type="radio"/>	<input type="radio"/>	<input type="radio"/>	<input type="radio"/>
28	<input type="radio"/>	<input type="radio"/>	<input type="radio"/>	<input type="radio"/>	<input type="radio"/>
29	<input type="radio"/>	<input type="radio"/>	<input type="radio"/>	<input type="radio"/>	<input type="radio"/>
30	<input type="radio"/>	<input type="radio"/>	<input type="radio"/>	<input type="radio"/>	<input type="radio"/>

Section III					
	A	B	C	D	E
1	<input type="radio"/>	<input type="radio"/>	<input type="radio"/>	<input type="radio"/>	<input type="radio"/>
2	<input type="radio"/>	<input type="radio"/>	<input type="radio"/>	<input type="radio"/>	<input type="radio"/>
3	<input type="radio"/>	<input type="radio"/>	<input type="radio"/>	<input type="radio"/>	<input type="radio"/>
4	<input type="radio"/>	<input type="radio"/>	<input type="radio"/>	<input type="radio"/>	<input type="radio"/>
5	<input type="radio"/>	<input type="radio"/>	<input type="radio"/>	<input type="radio"/>	<input type="radio"/>
6	<input type="radio"/>	<input type="radio"/>	<input type="radio"/>	<input type="radio"/>	<input type="radio"/>
7	<input type="radio"/>	<input type="radio"/>	<input type="radio"/>	<input type="radio"/>	<input type="radio"/>
8	<input type="radio"/>	<input type="radio"/>	<input type="radio"/>	<input type="radio"/>	<input type="radio"/>
9	<input type="radio"/>	<input type="radio"/>	<input type="radio"/>	<input type="radio"/>	<input type="radio"/>
10	<input type="radio"/>	<input type="radio"/>	<input type="radio"/>	<input type="radio"/>	<input type="radio"/>
11	<input type="radio"/>	<input type="radio"/>	<input type="radio"/>	<input type="radio"/>	<input type="radio"/>
12	<input type="radio"/>	<input type="radio"/>	<input type="radio"/>	<input type="radio"/>	<input type="radio"/>
13	<input type="radio"/>	<input type="radio"/>	<input type="radio"/>	<input type="radio"/>	<input type="radio"/>
14	<input type="radio"/>	<input type="radio"/>	<input type="radio"/>	<input type="radio"/>	<input type="radio"/>
15	<input type="radio"/>	<input type="radio"/>	<input type="radio"/>	<input type="radio"/>	<input type="radio"/>
16	<input type="radio"/>	<input type="radio"/>	<input type="radio"/>	<input type="radio"/>	<input type="radio"/>
17	<input type="radio"/>	<input type="radio"/>	<input type="radio"/>	<input type="radio"/>	<input type="radio"/>
18	<input type="radio"/>	<input type="radio"/>	<input type="radio"/>	<input type="radio"/>	<input type="radio"/>
19	<input type="radio"/>	<input type="radio"/>	<input type="radio"/>	<input type="radio"/>	<input type="radio"/>
20	<input type="radio"/>	<input type="radio"/>	<input type="radio"/>	<input type="radio"/>	<input type="radio"/>
21	<input type="radio"/>	<input type="radio"/>	<input type="radio"/>	<input type="radio"/>	<input type="radio"/>
22	<input type="radio"/>	<input type="radio"/>	<input type="radio"/>	<input type="radio"/>	<input type="radio"/>
23	<input type="radio"/>	<input type="radio"/>	<input type="radio"/>	<input type="radio"/>	<input type="radio"/>
24	<input type="radio"/>	<input type="radio"/>	<input type="radio"/>	<input type="radio"/>	<input type="radio"/>
25	<input type="radio"/>	<input type="radio"/>	<input type="radio"/>	<input type="radio"/>	<input type="radio"/>
26	<input type="radio"/>	<input type="radio"/>	<input type="radio"/>	<input type="radio"/>	<input type="radio"/>
27	<input type="radio"/>	<input type="radio"/>	<input type="radio"/>	<input type="radio"/>	<input type="radio"/>
28	<input type="radio"/>	<input type="radio"/>	<input type="radio"/>	<input type="radio"/>	<input type="radio"/>
29	<input type="radio"/>	<input type="radio"/>	<input type="radio"/>	<input type="radio"/>	<input type="radio"/>
30	<input type="radio"/>	<input type="radio"/>	<input type="radio"/>	<input type="radio"/>	<input type="radio"/>

Section IV					
	A	B	C	D	E
1	<input type="radio"/>	<input type="radio"/>	<input type="radio"/>	<input type="radio"/>	<input type="radio"/>
2	<input type="radio"/>	<input type="radio"/>	<input type="radio"/>	<input type="radio"/>	<input type="radio"/>
3	<input type="radio"/>	<input type="radio"/>	<input type="radio"/>	<input type="radio"/>	<input type="radio"/>
4	<input type="radio"/>	<input type="radio"/>	<input type="radio"/>	<input type="radio"/>	<input type="radio"/>
5	<input type="radio"/>	<input type="radio"/>	<input type="radio"/>	<input type="radio"/>	<input type="radio"/>
6	<input type="radio"/>	<input type="radio"/>	<input type="radio"/>	<input type="radio"/>	<input type="radio"/>
7	<input type="radio"/>	<input type="radio"/>	<input type="radio"/>	<input type="radio"/>	<input type="radio"/>
8	<input type="radio"/>	<input type="radio"/>	<input type="radio"/>	<input type="radio"/>	<input type="radio"/>
9	<input type="radio"/>	<input type="radio"/>	<input type="radio"/>	<input type="radio"/>	<input type="radio"/>
10	<input type="radio"/>	<input type="radio"/>	<input type="radio"/>	<input type="radio"/>	<input type="radio"/>
11	<input type="radio"/>	<input type="radio"/>	<input type="radio"/>	<input type="radio"/>	<input type="radio"/>
12	<input type="radio"/>	<input type="radio"/>	<input type="radio"/>	<input type="radio"/>	<input type="radio"/>
13	<input type="radio"/>	<input type="radio"/>	<input type="radio"/>	<input type="radio"/>	<input type="radio"/>
14	<input type="radio"/>	<input type="radio"/>	<input type="radio"/>	<input type="radio"/>	<input type="radio"/>
15	<input type="radio"/>	<input type="radio"/>	<input type="radio"/>	<input type="radio"/>	<input type="radio"/>
16	<input type="radio"/>	<input type="radio"/>	<input type="radio"/>	<input type="radio"/>	<input type="radio"/>
17	<input type="radio"/>	<input type="radio"/>	<input type="radio"/>	<input type="radio"/>	<input type="radio"/>
18	<input type="radio"/>	<input type="radio"/>	<input type="radio"/>	<input type="radio"/>	<input type="radio"/>
19	<input type="radio"/>	<input type="radio"/>	<input type="radio"/>	<input type="radio"/>	<input type="radio"/>
20	<input type="radio"/>	<input type="radio"/>	<input type="radio"/>	<input type="radio"/>	<input type="radio"/>
21	<input type="radio"/>	<input type="radio"/>	<input type="radio"/>	<input type="radio"/>	<input type="radio"/>
22	<input type="radio"/>	<input type="radio"/>	<input type="radio"/>	<input type="radio"/>	<input type="radio"/>
23	<input type="radio"/>	<input type="radio"/>	<input type="radio"/>	<input type="radio"/>	<input type="radio"/>
24	<input type="radio"/>	<input type="radio"/>	<input type="radio"/>	<input type="radio"/>	<input type="radio"/>
25	<input type="radio"/>	<input type="radio"/>	<input type="radio"/>	<input type="radio"/>	<input type="radio"/>
26	<input type="radio"/>	<input type="radio"/>	<input type="radio"/>	<input type="radio"/>	<input type="radio"/>
27	<input type="radio"/>	<input type="radio"/>	<input type="radio"/>	<input type="radio"/>	<input type="radio"/>
28	<input type="radio"/>	<input type="radio"/>	<input type="radio"/>	<input type="radio"/>	<input type="radio"/>
29	<input type="radio"/>	<input type="radio"/>	<input type="radio"/>	<input type="radio"/>	<input type="radio"/>
30	<input type="radio"/>	<input type="radio"/>	<input type="radio"/>	<input type="radio"/>	<input type="radio"/>



McCANN  
ASSOCIATES

QUESTION BOOKLET  
FOR  
(Rank to be tested)

**Question Booklet**

**WRITE YOUR IDENTIFICATION  
NUMBER IN THE BOX**

**Directions**

Write your identification number in the box above. Read all of the instructions on this front cover, and also the instructions on the outside of the back cover. You are NOT to open the booklet for any reason until the Monitor instructs all of the candidates at once to “Open the booklet and begin the test.”

Instructions for recording your answers on the separate answer sheet are found on the outside of the back cover of this booklet and should be read carefully before you begin to answer the questions. Also, remember to read carefully any instructions that are part of the test. Interpreting and following directions are part of the examination. You may make marks in the booklet. If you need to make calculations, use the margins of the booklet.

Candidates are positively forbidden to take this booklet or any part thereof from the examining room. This booklet is the property of McCann Associates, and is loaned to you only for use in this examination. All examination material must be returned to the Monitor before candidates leave. All materials in this booklet are covered by copyright.

The questions in this test are not intended to be tricky or misleading. Read each question carefully before answering.

Your task is to select the choice for each question which you believe to be the most acceptable of the choices offered. You are to select one choice and only one to each question. The choice you select for each question will be scored “right” or “wrong” on the basis of the standard answer which has been determined to be the most acceptable. Any unanswered question is counted as “wrong.” Any single question to which you record two or more answers will be counted as “wrong.”

## GENERAL INSTRUCTIONS

You should have already printed the information required in the box on the tear-off portion of the answer sheet, as well as in the area above where you record your answers. Check to make sure you have recorded the position for which you are being examined, the examination number (if there is one), the date, the place, and, if appropriate, the room number. **BE SURE THAT THE IDENTIFICATION NUMBER printed on the remaining portion of the answer sheet is also recorded on the front cover of this booklet.** For your protection, your answer sheet is identified only by this number until after it has been scored. **DO NOT WRITE YOUR NAME ON THE ANSWER SHEET OR ANY OTHER TEST MATERIAL PROVIDED TO YOU.**

You are not allowed to use books or other reference materials. Before the test begins, turn over any such aids to the Monitor, who will return them to you after the test. Failure to do so may disqualify you. You are forbidden to communicate with any other candidate, or to give or to receive help from any person or source during the course of this test. **KEEP YOUR OWN WORK COVERED.** Copying from another candidate or permitting another candidate to copy from your answer sheet is cause for disqualification.

The Monitor is forbidden to explain the meaning of any question, or to give any information which may help to answer a test question. Any necessary explanations will be made to the entire room. Do not leave the room without the permission of the Monitor. If you leave the room without permission, your papers will be taken and will not be reissued to you.

If you wish to withdraw from this test without completing it, write across your answer sheet “I withdraw” and sign your name. If you withdraw, you will not be permitted to leave the room until ½ hour after the “Time Started.” When you finish the test, review your question booklet carefully to make certain that you have answered as many of the questions as you can. Signal the Monitor, and stay in your seat until the Monitor collects and checks all material.

### How to Record Your Answers on the Answer Sheet

The answer sheets are scanned into a computer and scored. The process is done twice to verify accuracy. However, accurate scoring also depends upon candidates following these instructions:

1. Use a No. 2 pencil.
2. Be sure to mark your answers **DARKLY** on the answer sheet. Fill in the **ENTIRE** oval.
3. Every question is identified by its own number. After you have read a question and decided which answer is best, you should note the letter, (A) or (B) or (C) or (D) or (E), for that choice on the answer sheet.
4. Be certain to record your answer on the right line for that question. Misplaced answers are counted as wrong answers.
5. Do not mark more than one answer per question. Double answers are counted as wrong answers.
6. If you change your mind about the best answer to a question, **COMPLETELY** erase the black mark for the answer you want to change and make a new black mark for the new answer. Thorough erasing is important, but **DO NOT** erase so thoroughly as to tear the paper.